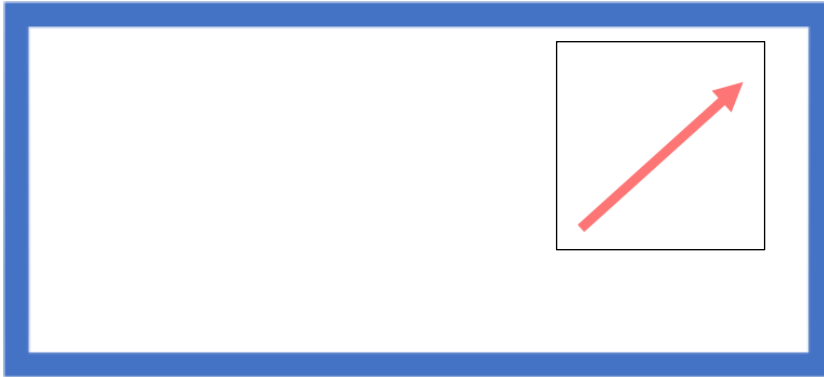



GALLERY AND SPEAKER VIEW IN ZOOM

How to switch between the Gallery View and Speaker View

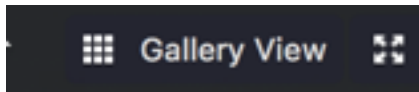
The button is located in the top right corner of the Zoom screen:



Click on “Speaker View” to see instructor only



Click on “Gallery View” to see your fellow meeting participants



Above: When in “Gallery View” (showing class participants) the top right button will say “Speaker View.” Click on this “Speaker View” button to see only your instructor!



